

# iC-SD85 oLGA SD2C3

## Infrared LED



Rev C2, Page 1/6

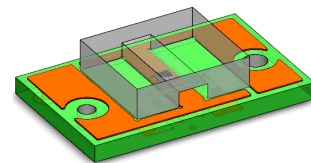
### FEATURES

Emission peak at 850 nm matched to silicon sensors  
 Broad irradiance pattern (Lambertian profile)  
 High temperature range -40 to 125 °C  
 High optical output power  
 Fast switching speed  
 Packages suitable for SMT mounting

### APPLICATIONS

Illumination for high resolution optical encoder  
 Modulated light barriers

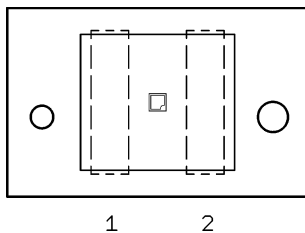
### PACKAGES



7.75 mm x 5.0 mm  
 RoHS compliant

### PACKAGING INFORMATION (top view)

#### PIN CONFIGURATION SD2C



#### PIN FUNCTIONS

No.	Name	Function
1	C	Cathode
2	A	Anode

### ABSOLUTE MAXIMUM RATINGS

Beyond these values damage may occur (Ta = 25°C, unless otherwise noted)

Item No.	Symbol	Parameter	Conditions			Unit
				Min.	Max.	
G001	IF	Forward current (DC)			100	mA
G002	IFSM	Surge forward current	tp ≤ 10 μs, 5 % duty cycle		1000	mA
G003	VR	Reverse voltage			5	V
G004	P	Power dissipation	temperature dependence see fig. 1		150	mW

All voltages are referenced to ground unless otherwise stated.

All currents flowing into the device pins are positive; all currents flowing out of the device pins are negative.

## THERMAL DATA

Item No.	Symbol	Parameter	Conditions	Min.	Typ.	Max.	Unit
T01	Ta	Operating Ambient Temperature Range		-40		125	°C
T02	Ts	Storage Temperature Range		-40		125	°C
T03	Tpk	Reflow Soldering Peak Temperature for SD2C Package	tpk < 20 s, convection reflow tpk < 20 s, vapour phase  TOL (time on label) 8h: please refer to customer information file No. 7 for details.			245 230	°C °C
T04	Rthja	Thermal resistance junction to ambient			600		K/W
T05	Tj	Junction Temperature		-40		125	°C

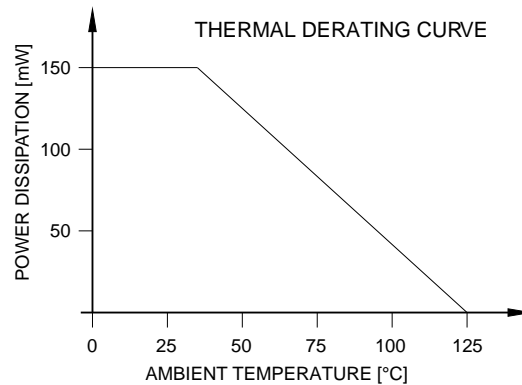


Figure 1: Maximum power dissipation with respect to temperature

## ELECTRICAL CHARACTERISTICS

Tamb = 25°C, unless otherwise noted

Item No.	Symbol	Parameter	Conditions	Min.	Typ.	Max.	Unit
<b>Electrical and Optical Characteristics</b>							
001	VF	Forward voltage	IF = 20 mA		1.4	1.8	V
002	VR	Reverse voltage	IR = 5 µA	5			V
003	Φe	Radiant power, SD2C package	IF = 20 mA; only radiation emitted from surface C1*C2 is evaluated	3.1	6		mW
004	TK(Φe)	Temperature coefficient of radiant power	IF = 20 mA, Tj = 25°C...125°C		-0.6		%/K
005	λp	Peak wavelength	IF = 20 mA	840	850	860	nm
006	Δλ	Spectral half width	IF = 20 mA		30		nm
008	tr, tf	Switching time	IF = 100 mA, RL = 50 Ω		12		ns

Remarks: Measured optical characteristics may depend on conditions and equipment and thus differ in its given typical values.

**PACKAGE DIMENSIONS**

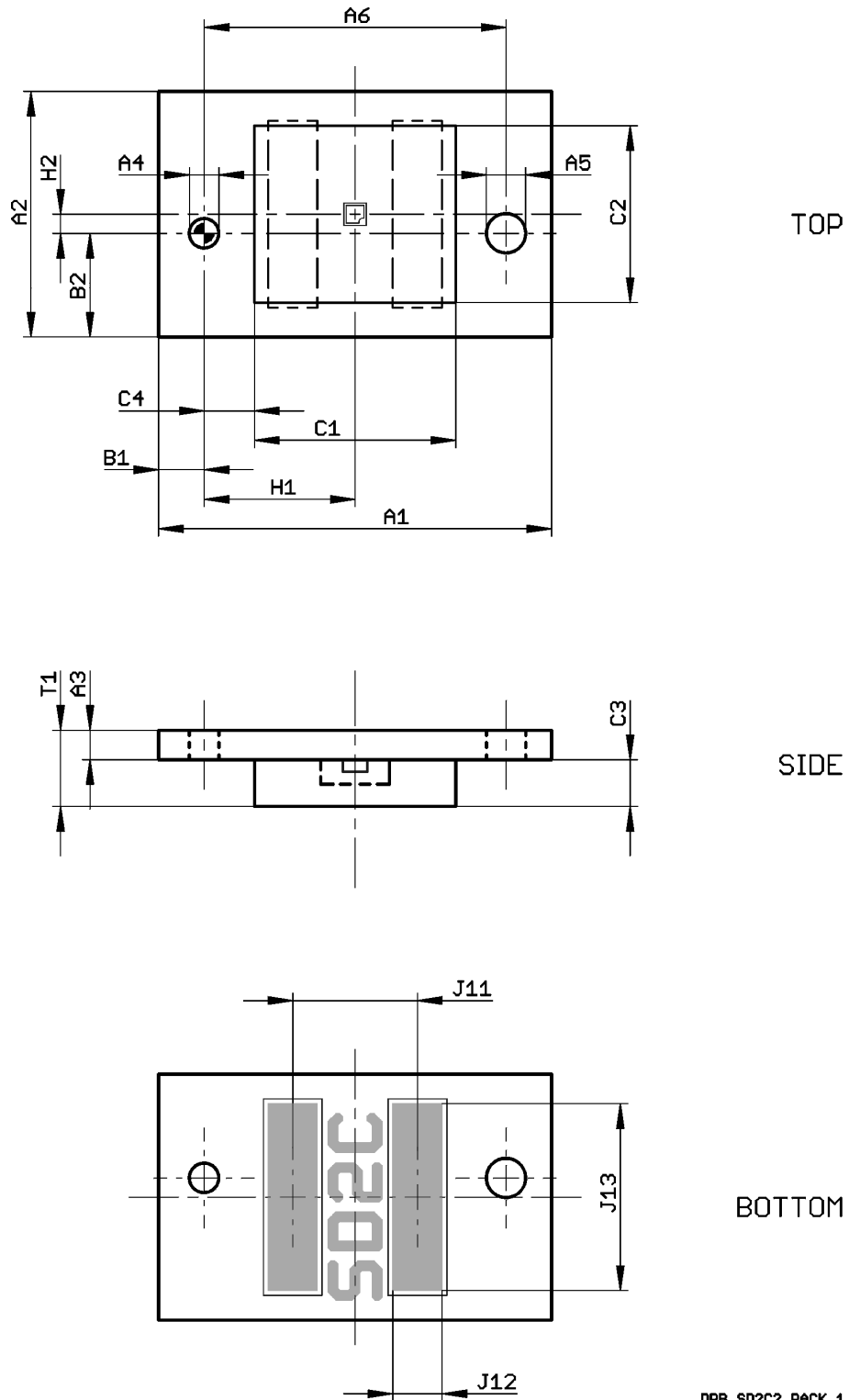


Figure 2: Package view

# iC-SD85 oLGA SD2C3

## Infrared LED



Rev C2, Page 4/6

Item	Parameter	Comments					Unit
			Min.	Typ.	Max.	Tolerance	
<b>Substrate and Alignment Holes</b>							
A1	Outline X			7.75		±0.1	mm
A2	Outline Y			5.0		±0.1	mm
A4	Hole Diameter			0.6		+0.05	mm
A5	Hole Diameter 2			0.8		+0.05	mm
A6	Hole Distance			6.15		±0.05	mm
<b>Reference</b>							
B1	Outline vs. Reference X			0.925		±0.15	mm
B2	Outline vs. Reference Y			2.11		±0.15	mm
<b>Cover Size and Shape</b>							
C1	Cover Size X				4.2		mm
C2	Cover Size Y				3.7		mm
C3	Cover Thickness	metal-top to cover-surface	0.6		1.15		mm
C4	Distance Hole vs. Glass Edge		0.825				mm
<b>Chip Placement</b>							
H1	Chip Position vs. Reference X			3.075		±0.125	mm
H2	Chip Position vs. Reference Y			0.39		±0.125	mm
<b>Bottom Metal Pattern</b>							
J11	Lead Pitch X			2.54		±0.03	mm
J12	Lead Size X			1.0		±0.03	mm
J13	Lead Size Y			3.8		±0.03	mm
<b>Thickness Specifications</b>							
T1	Overall Thickness		1.15		1.85		mm
A3	Substrate Thickness	bottom package to metal-top (snap-fit area)	0.55		0.7		mm

# iC-SD85 oLGA SD2C3

Infrared LED



Rev C2, Page 5/6

## SAFETY ADVICES

Depending on the mode of operation, these devices emit highly concentrated non visible infrared light which can be hazardous to the human eye.

Products which incorporate these devices have to follow the safety precautions given in IEC 60825-1 and IEC 62471.

## DESIGN REVIEW: Notes on chip characteristics

iC-SD85/iC-SD85 Z			
No.	Chip Design	Function, Parameter/Code	Description and Application Hints
1	iC-SD85	initial chip release	see datasheet revision A1
2	iC-SD85 Z	Maximum Ratings G002 Electrical Characteristics 003	changed to 1.0 A min. / typ. values increased to 3.1 / 6.0 mW

Table 4: Notes on chip functions regarding iC-SD85 / iC-SD85 Z

iC-Haus expressly reserves the right to change its products and/or specifications. An info letter gives details as to any amendments and additions made to the relevant current specifications on our internet website [www.ichaus.de/infoletter](http://www.ichaus.de/infoletter); this letter is generated automatically and shall be sent to registered users by email.

Copying – even as an excerpt – is only permitted with iC-Haus' approval in writing and precise reference to source.

iC-Haus does not warrant the accuracy, completeness or timeliness of the specification and does not assume liability for any errors or omissions in these materials.

The data specified is intended solely for the purpose of product description. No representations or warranties, either express or implied, of merchantability, fitness for a particular purpose or of any other nature are made hereunder with respect to information/specification or the products to which information refers and no guarantee with respect to compliance to the intended use is given. In particular, this also applies to the stated possible applications or areas of applications of the product.

iC-Haus conveys no patent, copyright, mask work right or other trade mark right to this product. iC-Haus assumes no liability for any patent and/or other trade mark rights of a third party resulting from processing or handling of the product and/or any other use of the product.

# iC-SD85 oLGA SD2C3

Infrared LED



Rev C2, Page 6/6

## ORDERING INFORMATION

Type	Package	Order Designation
iC-SD85	SD2C3	iC-SD85 oLGA SD2C3

For technical support, information about prices and terms of delivery please contact:

**iC-Haus GmbH**  
Am Kuemmerling 18  
D-55294 Bodenheim  
GERMANY

**Tel.: +49 (61 35) 92 92-0**  
**Fax: +49 (61 35) 92 92-192**  
**Web: <http://www.ichaus.com>**  
**E-Mail: [sales@ichaus.com](mailto:sales@ichaus.com)**

**Appointed local distributors: [http://www.ichaus.com/sales\\_partners](http://www.ichaus.com/sales_partners)**